

Teaching Portfolio - Language Teaching Materials - Grammar

ASSIGNMENT TOPIC: Räum dein Zimmer auf! (Imperative)

Level of language: Beginning 1st or 2nd Semester

Goal: Students are introduced to the imperative form in class

Class Outline:

0-10	<p>Students already learned the modal verbs. In class they are reviewed using a comic "Calvin and Hobbes". (refer to HO1) Students have to write down what Calvin must, can, shall, will, may do.</p>
10-20	<p>Each student gets a card with a task to be done in the classroom. (refer to HO2) Students come to the front, show their card to the class and ask: "Was soll ich machen?". The class answers. For example: The student has a card with a door and the phrase "die Tür zumachen" ('closing the door').</p>
20-25	<p>The teacher has a card as well. He/She shows the card to the class but does not ask the question. Since the students told the rest of the class what they should do they should tell the teacher as well to do what is on his/her card. However, the teacher does not react and pretends to be uninterested and not listening. After a while the teacher tells the students "Ihr müsst deutlicher werden!" (Telling the students to be more direct). Furthermore, he tells them "Steht auf!" ('Stand up!') and "Setzt euch hin!" ('Sit down!') (Students already know the imperative since the first couple of days but are not aware of it). The teacher writes the imperative form on one side of the board (Steht auf!) and (Setzt euch hin!) and on the other side he/she writes (Ihr sollt auf stehen.) and (Ihr sollt euch hinsetzen!) Then the teacher tells one student to stand up (Steh auf!). This form is written on the board as well (this way students see the informal plural and singular form of the imperative).</p>
25-30	<p>In groups: Students work with the "Calvin and Hobbes" handout (refer to HO1). They underline all the imperative forms in the comic. Forms are reviewed with class.</p>
30-40	<p>Each students receives a name card (with a name of one student from the class) in addition to the cards they already have (HO2). Students tell each other what do do. Example: Peter, geh an die Tafel. (The student who had to perform an activity tells the next students what to do).</p>

Teaching Portfolio - Language Teaching Materials - Grammar

40-50	<p>Der nervig Mitbewohner. Student work in groups. They create a character for themselves (e.g. Ich bin nett und freundlich. Ich bin ordentlich. etc.) Then they have to write a story about their living situation and tell each other what they need to be doing using the imperative because their roommates don't see them in the same light. Depending on how much time it is left students will perform their assignment (or the next day).</p>
-------	---

HO1 - Calvin and Hobbes






aufstehen



**das Buch
aufmachen**



**an die Tafel
gehen**




**an das Fenster
gehen**




**an die Tür
gehen**



tanzen




singen



hüpfen




springen



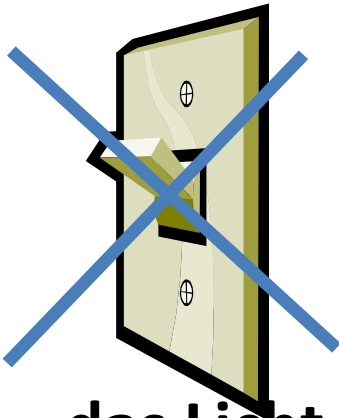
**die Tür
aufmachen**



**das Fenster
aufmachen**



**auf die Tafel
schreiben**



**das Licht
ausschalten**



**die Hand eines
Studenten
schütteln**




**an das Fenster
gehen**



aufstehen



**das Buch
aufmachen**



**an die Tafel
gehen**

